



# 2008-2009 GMT Quarterly Report for District (or Undistricted) **District 4 C6**



GMT: **PAT DIMOND**

Location: **CALIFORNIA**

GMT CA: **1 & 2**

## CLUBS

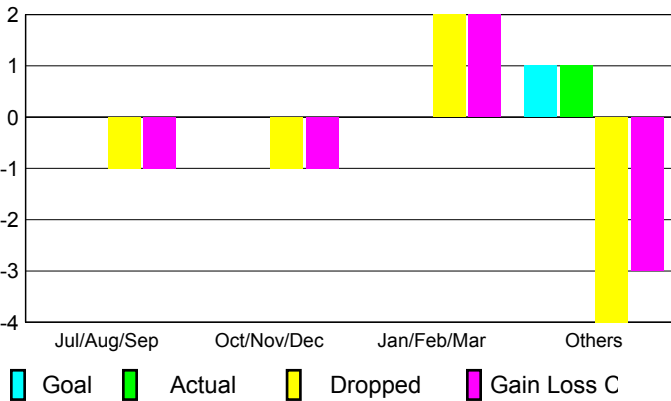
### Club Results 2008-2009

### Clubs 2007-2008

Month	New Club Goal	Actual New Clubs	Actual Dropped Clubs	Gain/Loss of Clubs	Gain/Loss of Clubs
Jul/Aug/Sep	0	0	-1	-1	0
Oct/Nov/Dec	0	0	-1	-1	1
Jan/Feb/Mar	0	0	2	2	0
Apr/May/June	1	1	-4	-3	1
<b>Totals</b>	<b>1</b>	<b>1</b>	<b>-4</b>	<b>-3</b>	<b>2</b>

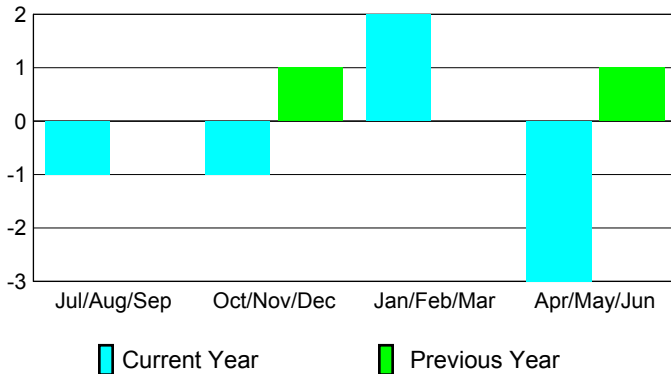
### Club Results 2008-2009

Goal, New, Dropped, Gain/Loss



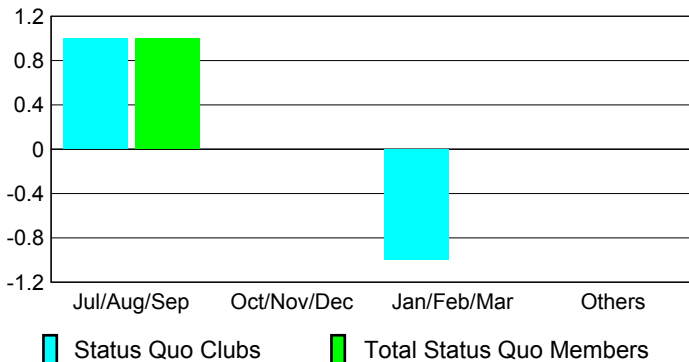
### Comparison of Club Gain/Loss

Current Year Compared to the Previous Year



### YTD Status Quo Clubs 2008-2009

Status Quo Clubs Compared to Status Quo Members



## MEMBERSHIP

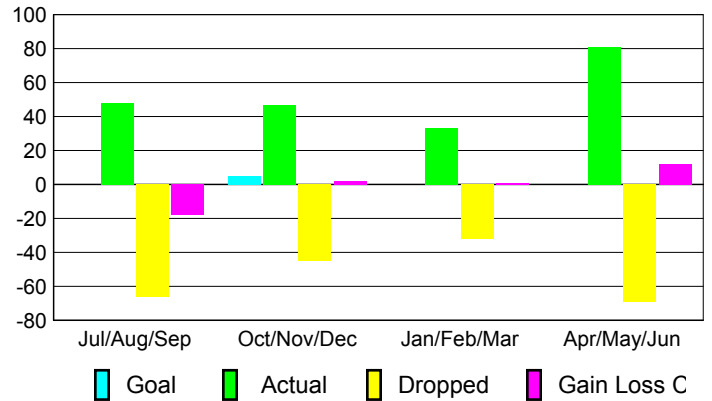
### Membership Results 2008-2009

### Membership 2007-2008

Month	Net Memb Goal	Actual New Memb	Actual Dropped Memb	Gain/Loss of Memb	Gain/Loss of Memb
Jul/Aug/Sep	0	48	-66	-18	-17
Oct/Nov/Dec	5	47	-45	2	37
Jan/Feb/Mar	0	33	-32	1	-16
Apr/May/June	0	81	-69	12	0
<b>Totals</b>	<b>5</b>	<b>209</b>	<b>-212</b>	<b>-3</b>	<b>4</b>

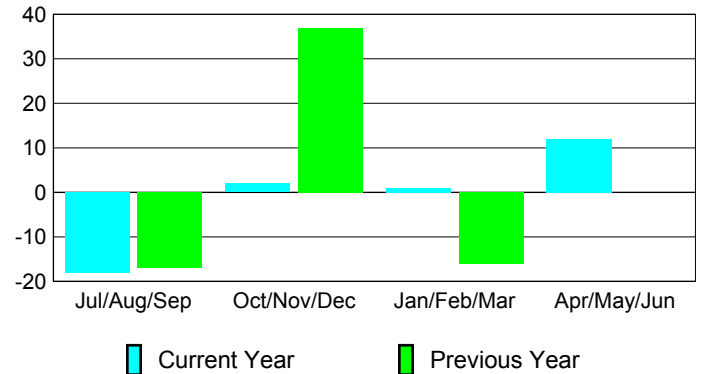
### Membership Results 2008-2009

Goal, New, Dropped, Gain/Loss

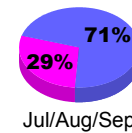


### Comparison of Membership Gain/Loss

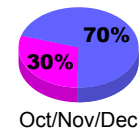
Current Year Compared to the Previous Year



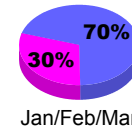
### Gender Comparison 2008-2009



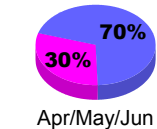
Jul/Aug/Sep



Oct/Nov/Dec



Jan/Feb/Mar



Apr/May/June

Male

Female